

# ***POWER***

# **EQUIPMENTTEER**

A publication for and about Power Equipment Company's customers • 2006 No. 4



Featured in this issue:

## **“FLAGSHIP” MACHINE**

Komatsu PC300 demonstrates  
superiority in field tests

See article inside...



# **KOMATSU**

# A MESSAGE FROM THE PRESIDENT



Chris Gaylor



P.O. Box 2311 • KNOXVILLE, TENNESSEE 37901-2311 • FAX (865) 579-7370  
3300 ALCOA HIGHWAY • KNOXVILLE, TENNESSEE 37920-5558 • (865) 577-5563

Dear Equipment User:

This issue of the *Equipmenteer* is noteworthy for a variety of reasons. Most notable is that this issue is the first to reflect Power's new visual image. The new logo is a visual representation of a new focus on our part to retell our story to our customers, and the timing is excellent as this year commemorates the milestone of our 60th year in business.

While the old logo has served us well for many years, it was created at a time when the Company's operations were significantly less complex than they are today. We decided to change the logo as part of a larger objective to take a more integrated approach to our visual identity, communications, and overall image. We needed a logo that was more representative of today's Power Equipment Company and the many diverse markets we now serve. Still, we also want to communicate that the core values of our company, our people and their dedication to superior customer service, have not changed and are clearly the reason for our success now and over the last 60-plus years. We know we have reached this milestone because we have given you, our customers, **The Power to Perform**.

**The Power to Perform** means many things. It means we offer the most high-quality equipment choices for the widest variety of industries and markets. It means we have the right part, when you need it. It means we have technically competent people providing the highest-quality service to minimize your downtime and maximize your profits. It is our people doing that little extra when necessary that builds the customer relationships that make the difference when it counts. We know our success depends upon continuing to provide our customers with the people, products and services they need for their success, and it is a task we do not take lightly.

**The Power to Perform** is a brand theme that embodies this core message well, and you will probably see it often as we embark on our effort to again tell our story. Hopefully, every time you see our new logo, you will be able to relate it to this message and clearly understand why Power Equipment Company gives you, our customers, **The Power to Perform**.

Sincerely,  
POWER EQUIPMENT COMPANY

Chris Gaylor  
President



**THE POWER TO  
PERFORM**

# POWER EQUIPMENTTEER



## IN THIS ISSUE

### MADISON TIMBER COMPANY, INC.

Read why this western Tennessee forestry contractor thrives on challenges.

### GUEST OPINION

A good safety program should not only prevent accidents, it should also address how to handle accidents when they do occur. Here are some tips on how to prepare for emergencies.

### EQUIPMENT SECURITY

Heavy equipment owners' most frequently reported loss is theft. Learn the best ways to protect your equipment investment from thieves.

### INDUSTRY INTEREST

If being out on the open road makes you want to burst into song, this could explain why.

### PERFORMANCE NOTES

Find out why the results of recent field tests show the Komatsu PC300 excavator holds significant performance advantages over other machines in the same size class.

### NEW PRODUCTS

Take a look at Komatsu's new Dash-6 series of mid-size wheel loaders and the production and fuel-efficiency advantages they offer.

### MORE NEW PRODUCTS

If you're looking for a powerful, fast and easy-to-use loader that combines unmatched compactness and maneuverability, you'll want to take a close look at Komatsu's new compact track loaders.

Published by Construction Publications, Inc. for

**POWER**  
EQUIPMENT

THE POWER TO  
PERFORM

[www.powerequipco.com](http://www.powerequipco.com)

An equal opportunity, affirmative action employer

#### KNOXVILLE

3300 Alcoa Highway  
Knoxville, Tennessee 37920  
(865) 577-5563  
1-(800) 873-0961 (TN)

#### CHATTANOOGA

Highway 58 at 153  
Chattanooga, Tennessee 37406  
(423) 894-1870  
1-(800) 873-0963 (TN)

#### NASHVILLE

1290 Bridgestone Parkway  
LaVergne, Tennessee 37086  
(615) 213-0900  
1-(800) 873-0962 (TN)

#### MEMPHIS

3050 Ferrell Park Cove  
Memphis, Tennessee 38116-3502  
(901) 346-9800  
1-(800) 873-0965 (TN)

#### KINGSPORT

1487 Rock Spgs. Rd.  
Kingsport, Tennessee 37664  
(423) 349-6111  
1-(800) 873-0964 (TN)

#### TUPELO

1545 Highway 45  
Saville, Mississippi 38866  
(662) 869-0283  
1-(800) 873-0967

**KOMATSU**

Printed in U.S.A. © 2006 Construction Publications, Inc.

## THE PRODUCTS PLUS THE PEOPLE TO SERVE YOU!

### CORPORATE OFFICE

**Chris Gaylor**, President  
Ph: (865) 579-7301  
**Andy Moon**, Vice President, Sales  
Ph: (865) 579-7307  
**Bob Tucker**, Sr. Vice President, Product Support  
Ph: (865) 579-7306  
**Shawn Robins**, VP, Product Support  
Ph: (865) 579-7351  
**Jim McNeillie**, Vice President/Finance Manager  
Ph: (865) 579-7310  
**John Noble**, Sales Administration Manager  
Ph: (865) 579-7346 and cell (865) 414-9515  
**Randy Fusselman**, Corporate Trainer  
Ph: (865) 771-1180  
**Grace Smith**, Equipment Sales Administrator  
Ph: (865) 579-7305  
**Becky Frye**, Executive Secretary  
Ph: (865) 579-7304  
**Tracy Hitch**, Controller  
Ph: (865) 579-7332

### KNOXVILLE

**Todd Nelson**,  
Regional Sales Manager  
(865) 599-1272  
**Steve Woodby**, Sales Coordinator  
(865) 771-3111  
**Lin Davidson**, Equip. Sales  
(865) 599-0587  
**Greg Kiser**, Equip. Sales  
(865) 776-1221  
**James Dalton**, Service Manager  
(865) 805-1785  
**Rick Herron**, Parts Manager  
(865) 659-5320  
**Steve McDaniel**, Prod. Sup. Rep.  
(865) 556-6552  
**Larry Prater**,  
Forestry Equip. Sales Specialist  
(865) 599-9486  
**Wes Cowden**, Rental & Utility  
Sales Rep.  
(865) 388-5119

### CHATTANOOGA

**Dannie Smith**,  
Branch Manager  
(423) 847-7820  
**Eric Ryall**,  
Sales Coordinator  
(423) 894-1870  
**Allen Perko**,  
Equipment Sales  
(423) 240-1176  
**Tim Storey**,  
Equip. Sales  
(423) 413-1360  
**Robert Borders**,  
Service Manager  
(423) 413-0964  
**David Daughtrey**,  
Parts Manager  
(423) 894-1870  
**Hal Hodges**,  
Rental/Utility  
Sales Rep.  
(423) 667-2943

### TUPELO

**Darryl Thompson**,  
Regional Sales Manager  
(901) 346-9800  
**Mark Holley**,  
Parts Manager  
(662) 678-3451  
**Lynn Dill**, Service Manager  
(662) 423-9394  
**Bill Waldon**,  
Prod. Sup. Rep.  
(662) 231-3643  
**Chad Roberts**,  
Forestry Prod. Sup. Rep.  
(662) 416-2962  
**John Cadden**,  
Equip. Sales  
(901) 832-4493  
**Daniel Morgan**,  
Equip. Sales & Rental Sales  
(662) 231-6260  
**Regina McGhee**,  
Sales Coordinator  
(662) 869-0283

### NASHVILLE

**Benjamin E. Sparks**,  
Regional Sales Manager  
(615) 370-3789  
**Dennis Dorris**,  
Sales Coordinator  
(615) 287-2552  
**Bill Conder**, Equip. Sales  
(615) 351-5903  
**Buddy Miller**, Equip. Sales  
(615) 604-9383  
**Joe Tant**, Equip. Sales  
(931) 626-8276  
**Randy Going**, Service Manager  
(615) 476-1424  
**Marty Dawson**, Parts Manager  
(615) 428-3706  
**Roger Jackson**,  
Customer Support Rep.  
(615) 792-7787  
**Danny Davis**, Prod. Sup. Rep.  
(865) 519-9517  
**Bud Calvin**, Prod. Sup. Rep.  
(615) 218-0188  
**David West**,  
Forestry Equip. Sales Specialist  
(865) 712-1100  
**Greg Whiteaker**, Rental Sales Rep.  
(615) 394-0914  
**Ray Dunford**,  
Equip./Utility Sales Rep.  
(615) 394-1310

### MEMPHIS

**Darryl Thompson**,  
Regional Sales Manager  
(901) 346-9800  
**Chris Burke**,  
Assistant Sales Manager  
(901) 756-5202  
**Jim Burford**, Equip. Sales  
(901) 412-9434  
**Dewey Smith**, Equip. Sales  
(901) 488-5304  
**Jimmy Spence**, Equip. Sales  
(731) 225-3257  
**Zack Parker**, Equip. Sales  
(662) 816-3075  
**James Ireland**, Service Manager  
(901) 363-8291  
**Michael Hunter**, Parts Manager  
(901) 751-3592  
**Joe Crawford**, Prod. Sup. Rep.  
(731) 588-4646  
**Harry Chunn**, Prod. Sup. Rep.  
(901) 412-5419  
**Jason Adams**, Utility Sales Rep.  
(901) 490-4965  
**Mike Symon**, Rental Sales Rep.  
(901) 491-2151

### KINGSPORT

**Todd Nelson**,  
Regional Sales Manager  
(865) 599-1272  
**Adam Sanders**, Equip. Sales  
(423) 361-0955  
**Darrell Ryan**, Sales Coordinator  
(423) 225-2321  
**Gary McQueen**, Service Manager  
(423) 471-1900  
**Junior Bowman**, Parts Manager  
(703) 466-2713  
**Reggie Cavin**, Prod. Sup. Rep.  
(423) 817-2666



## A SALUTE TO A CUSTOMER

# MADISON TIMBER COMPANY, INC.

## Challenges drive western Tennessee forestry contractor to diversify and adapt



John Melton,  
President

John Melton, Co-owner and President of Madison Timber Company, Inc., likes a challenge, and that's why he's not afraid to tackle jobs others turn their backs on.

"The challenging jobs are what make the business interesting," said Melton. "My father liked those kinds of jobs when he was in business for himself — the ones that were either too wet or too steep for someone else to take on. I guess it rubbed off on me, so I don't shy away from doing them either."

Melton and his wife Sherry founded Madison Timber a little more than a decade ago in Medon, Tenn. Sherry serves as Vice President of the company, which today has six employees and harvests timber, mainly hardwoods, throughout western Tennessee. His father James helps out on occasion. Madison Timber runs two crews, one conventional logging and one cut-to-length operation.

As one who's not afraid of a challenge, Melton made the leap into cut-to-length logging

within the past couple years after studying its benefits for a long time. "I did a lot of research before I decided to go that route," Melton noted. "I went to several forestry shows and to other people's logging sites to see how it worked. It's a big step for someone who's been around conventional logging all his life."

"In this business you have to be versatile and adaptable," he added. "You have to be willing to move outside your comfort zone and take a risk. Making the move to cut-to-length has been worth it. The quality of the material we're taking to the sawmills has increased considerably."

That's only strengthened an already solid reputation that Madison Timber has built in the past decade. Madison Timber does private and government work, with the bulk of the business being private customers, some of whom have called Melton back more than once. "We have quite a number of repeat customers but I can't take all the credit," Melton admitted. "Many of them started out doing business with my dad, and they continue to call me because they know Madison Timber will do the same quality work. That's how I've always approached the business: if we do a good job and take care of the customer, we'll have all the work we can handle."

### Experience brings success

Melton also credits an experienced staff for helping to keep production high. For example, longtime employee Wiley Cole has been with the company since its founding. Other key members include Doyle Ragan, Bradley Johnson and Manuel Torres. "They're a big reason the business has survived and been successful," Melton commented. "They're very trustworthy. You don't have to look over

Operator Brad Johnson heads into the woods for another load of timber to put on Madison Timber's Valmet 890 forwarder. "When it comes to payload and longevity of the machine, there's no better choice out there," said President John Melton of the 230-horsepower 890.



their shoulders to make sure they're working because they know what it takes to get a job done. That experience is important, but they're also very dedicated. They realize what it takes to make the company grow and prosper, and they put their heart into seeing that it does. I honestly couldn't ask for better people."

## New equipment pays off

When Melton researched cut-to-length operations, he wanted to make sure the equipment would get the job done as well as his employees do. After careful consideration, he worked with Power Equipment Company and Sales Representative Jimmy Spence to purchase two Valmet machines manufactured by Komatsu Forest: a 941 wheeled harvester with a 370.1 harvesting head and a 230-horsepower 890 forwarder. Madison Timber cuts and sorts trees with the harvester, then uses the forwarder to haul the trees out of the woods and load them on a trailer for transport.

"At the time we bought the 941, it was the only one in the United States, so we took somewhat of a gamble on it," said Melton. "But I did enough research that I felt very comfortable in buying it. I went to Canada and checked one out on a jobsite and saw what it could do. It's worked very well for us. The production is fantastic, and it's allowed us to harvest material we couldn't before, so we're leaving less material in the woods. That's a great benefit."

The 58,000-pound 941 is the largest wheeled harvester Komatsu Forest makes. Melton complemented it with the largest forwarder Komatsu Forest offers. "I did my research on forwarders as well, and found that the 890 was really a cut above others on the market," Melton noted. "When it comes to payload and longevity of the machine, there's no better choice out there. You can get a bigger load on it than you can with competitive machines. There are quite a number of them on the market, so the reliability has been proven. Coupling it with the 941 was an easy choice."

Melton has also been happy with the service he's received since buying the machines. "One factor I look for in buying equipment is the



Madison Timber President John Melton uses his Valmet 941 wheeled harvester with a Valmet 370.1 harvesting head to clear trees on a site near Medon, Tenn. Melton purchased the 58,000-pound machine, the first in the United States, a little more than a year ago. "The production is fantastic, and it's allowed us to harvest material we couldn't before, so we're leaving less material in the woods," said Melton.



(L-R) Power Equipment Sales Representative Jimmy Spence meets with Madison Timber President John Melton, Madison Timber Operator Brad Johnson, and Valmet Regional Service Manager Leo Samson. "One factor I look for in buying equipment is the kind of service I'm going to get," said Melton. "Valmet and Power Equipment have been exceptional."

kind of service I'm going to get," explained Melton. "Valmet and Power Equipment have been exceptional. Valmet sent a Regional Service Manager, Leo Samson, to help us get started, and Jimmy Spence and Power Equipment have gone above and beyond what I would expect from a dealer."

## Continue to change

With a cut-to-length operation firmly in place, Melton is plotting his next move. "I'll eventually phase out our conventional logging completely and go strictly cut-to-length," he said. "I believe it's the best system for many reasons, one being it's getting harder to find help. As my guys get older and begin to leave the business, cut-to-length makes sense because it takes fewer people."

"We'll continue to grow and change," he added. "That's part of the challenge of this business. You have ups and downs, but if it's in your blood and you enjoy it, there's nothing like it." ■

**POWER**  
EQUIPMENT

THE POWER TO  
PERFORM



# A Smart New Choice for Asphalt Compaction



Our new Ingersoll Rand HFA asphalt compactors are engineered to deliver density, smoothness, and versatility. The new SMART Control Propulsion System automatically configures speed to maintain smoothness, while the new SMART Start Vibration System enables you to start vibration immediately without damaging previously compacted material. In addition, the SMART Drum Technology gives you outstanding productivity on both thick lifts and thin. With features like these, Ingersoll Rand large asphalt compactors are ideal for today's new mix designs, more stringent quality requirements, and tighter deadlines.

For more information on the full line of Ingersoll Rand compaction equipment, contact your nearest Power Equipment Company location today!

## **POWER** EQUIPMENT **THE POWER TO PERFORM**

### **KNOXVILLE, TN**

3300 Alcoa Highway  
(865) 577-5563  
1-(800) 873-0961 (TN)

### **MEMPHIS, TN**

3050 Ferrell Park Cove  
(901) 346-9800  
1-(800) 873-0965 (TN)

### **CHATTANOOGA, TN**

Highway 58 at I53  
(423) 894-1870  
1-(800) 873-0963 (TN)

### **KINGSPORT, TN**

1487 Rock Spgs. Rd.  
(423) 349-6111  
1-(800) 873-0964 (TN)

### **NASHVILLE, TN**

1290 Bridgestone Parkway  
(615) 213-0900  
1-(800) 873-0962 (TN)

### **TUPELO, MS**

1545 Highway 45  
(662) 869-0283  
1-(800) 873-0967

**IR Ingersoll Rand**

[www.irco.com](http://www.irco.com)

# EMERGENCY PREPAREDNESS

## Having a crisis plan is an essential aspect of a quality safety program

No matter how hard a company tries to address every potential jobsite hazard, the possibility always exists that an accident will occur and evolve into a full-fledged emergency situation. If that happens at your company, you will be much better off if you've taken steps to develop a comprehensive emergency management plan.

Planning for an emergency involves first selecting a person to take charge, and second, creating a manual that provides step-by-step directions for handling crisis events.

The emergency manager should be a clear, quick thinker who is well-respected by the work force. Companies that have crews spread out over a large area may have to designate more than one person to take charge in case of an emergency. Of course, if fire and/or rescue services are called in, the senior officer on the scene will be the incident commander. However, your company will still need to have a person who represents your company's interests and knows what to do. If this person is properly trained, he or she will be able to take appropriate measures to lessen potential long-term damage associated with an emergency situation.

### Know what to do

The first step in creating an emergency manual is to have a group of knowledgeable individuals within your company identify and prioritize risks. Once this process is complete, determine and write down what resources are available and how each situation will be handled.

At minimum, every crew should have a list of emergency telephone numbers. It's important to point out however, that you cannot always depend on the local fire department or rescue team to be able to handle all emergencies. In the case of an injured worker, the family should be notified immediately and the company should

arrange to have family transported to the hospital, if necessary.

Knowing what agencies to notify is also an important aspect of emergency management. For example, in the event of a worker fatality, OSHA must be notified within eight hours. The EPA, DOT and other agencies may also require notification, as might your insurance carrier.

Your company should also have procedures in place to address hurricanes, fires, floods, tornados and man-made disasters.

If you haven't thought about these things, now is a good time to do so. A comprehensive emergency plan can save lives and help avert disaster. ■

*This Guest Opinion is a summary of an article that appeared in the August 2006 issue of Utility Contractor magazine — "Are You Prepared for an Emergency," by George Kennedy, National Utility Contractors Association Vice President of Safety. The summary is printed here with the permission of NUCA and Benjamin Media, Inc.*



George Kennedy,  
NUCA Vice President  
of Safety

Every jobsite should have a person designated to take charge in case of an emergency and every company should have an emergency management plan, according to NUCA Vice President of Safety George Kennedy.



# MINIMIZE EQUIPMENT THEFT

## Reduce your risk of being ripped off by taking preventive action

The building industry has been booming the past several years with new housing and commercial construction on the rise. Many contractors have taken advantage of the robust economy to grow their businesses and take on additional equipment to keep up with demand.

With more equipment in the marketplace comes more risk, not only from liability and increased financing, but from theft. While the strong economy is good for contractors, it's been equally as good for thieves, who are increasingly taking more equipment from jobsites and equipment owners' yards each year.

According to National Equipment Register (NER), theft is the most frequently reported loss by heavy equipment owners, outpacing

collision, fire, vandalism and other claims. There is no concrete number for what theft actually causes in terms of loss because many thefts go unreported, but industry estimates show it as high as \$1 billion a year. That includes the loss of machinery, insurance costs, downtime that can lead to penalties for not meeting schedule deadlines and other outlays that may result.

### What's stolen

Statistics show smaller, easy-to-move machinery is the overwhelming choice of thieves. Skid steers are high on the list because their size allows thieves to easily load and transport them on a small trailer. A recent NER report showed skid steers were the most frequently stolen items, accounting for 33 percent of all thefts. Also popular among thieves are generators because they can be transported using a trailer hitch. Backhoe loaders accounted for 15 percent of all thefts because their versatility makes them profitable and easily sold, while pieces such as excavators and wheel loaders combined made up only 10 percent of thefts.

The reasons for equipment theft vary. According to the NER, the reward for a thief far outweighs the risk. Heavy equipment often has little or no physical machine or site security, so it's easy to steal, valuable and easy to sell. Recovery rates are extremely low, 10 percent to 15 percent, making the thief's risk minimal. When an item is recovered, often no arrest is made.

Adding to the thief's chances of getting away are the time and place of most thefts. Nearly all occur on jobsites during holidays and weekends, when no one is around to

Statistics show smaller, easy-to-move machinery is the overwhelming choice of thieves. Skid steers are the most frequently stolen items because their size allows thieves to easily load and transport them on a small trailer.





monitor activity. That often gives thieves several days before anyone detects a piece of equipment is gone. Many jobsites lack strong anti-theft measures such as motion detection and lighting, video monitoring or even simple things such as fencing. The NER's report showed 70 percent of stolen equipment was taken from a worksite, while only 30 percent was taken from an equipment owner's shop or equipment yard.

So what's an equipment owner to do when it comes to loss prevention? There are several answers, many of which are easy to implement and cost little money compared to the costs associated with losing a piece of equipment.

### **GPS systems allow constant monitoring**

Experts agree that good fleet management is a key tool in reducing your chances of theft. By being vigilant, you can alleviate the risk of your machinery ending up in an auction or chop shop, and increase your chance of recovery if it is stolen.

It's essential to keep detailed records of your equipment, especially the Product Identification Number (PIN) or serial number of your machine and its main components. The PIN number is like the VIN on your car and allows for identification if a machine is stolen and recovered. Many experts believe in registering your equipment with groups such as NER, which keeps a database of equipment and can be used by law enforcement if it suspects a machine is stolen.

Among the more sophisticated management options are electronic means of tracking equipment. There are several GPS (global positioning satellite)-based systems on the market, such as Komatsu's KOMTRAX wireless monitoring system, which allow users to monitor and track equipment continuously. The machine is equipped with a device that is linked to GPS and users can go to their computers to find out vital information such as location, service-meter readings, and daily hours of operation as well as error codes, fuel consumption and fluid levels. While most GPS systems weren't designed to prevent theft, by their nature they are a deterrent to would-be criminals.



When not in use, equipment should be parked in a fenced-in area that contains barbed or razor wire, if possible. Fencing should have a heavy-duty gate with a case-hardened chain and high-security padlock.



GPS systems, such as Komatsu's Komtrax wireless monitoring system, allow users to monitor and track equipment continuously. If criminals know the machines have GPS tracking devices, they are less likely to take them.

If criminals know the machines have GPS tracking devices, they are less likely to take them. Some systems come with an automatic notification system that alerts the owner when a machine is moved during hours of nonproduction. Older machines can be retrofitted with the systems. Of course, if a machine is stolen, being able to track its location will make it easier to find.

Many newer systems come with such features as theft prevention through means of engine lock or "geofencing." Engine lock allows equipment users to prevent the engine from being started or continuing to run. Users can disable the engine during nonproductive hours, or turn the engine off remotely when an alert shows the machine is moving during

*Continued . . .*

# Several methods deter equipment theft

... continued

these times. Geofencing allows the user to set boundaries for the machine and remotely disable it if an alert says it's gone outside the predetermined area.

## Secure equipment

There are also several ways to secure a machine, such as using a locking mechanical device that prevents the controls from moving. You've probably seen something similar for your car on television. A bar-like device is put on the steering wheel to prevent it from being moved. The same concept is used for many pieces of heavy equipment, with most ranging in price from less than \$100 to about \$200.

Anchoring or immobilizing machinery by using a cable or chain can be an effective means of securing equipment as well. Other methods of immobilizing the machine include removing batteries or wires and lowering blades and buckets; removing tires for machines that won't be needed right away; and disabling or removing trailer hitches for towed equipment. Of course, don't leave equipment on a trailer unattended. Unload it and secure it to the trailer hitch with a cable or chain.

Other common methods of securing equipment when not in use include putting it

in as secure a location as possible and parking all equipment together in a single row so a missing piece would be noticed right away. You could position larger equipment in a circle, with smaller equipment inside the ring — or lift smaller equipment in the air with a larger piece.

## Common methods are effective deterrents

Some of the most effective methods of theft prevention are the simplest, such as posting warning signs on the property and putting up fencing and maintaining it throughout the project. Fencing should be see-through, such as chain link, as high as possible and contain barbed or razor wire, if it's feasible. Don't pile materials on either side of the fence that would allow someone to climb it. Other barriers, such as low walls, posts, dirt berms or ditches, may prevent drive offs.

If possible, have only one entrance/exit to the site, and secure it with a heavy-duty gate. Spot-welding hinge pins will prevent easy removal, and a case-hardened chain and high-security padlock are essential. Limit the number of keys issued to the fenced area.

Limiting the number of keys for equipment can be helpful too. Make a note of who has keys and make it policy to remove keys from machines when not in use. Keep them in a safe or lockable storage area when not in the machine.

Whenever possible, use lights, including motion sensors, and video monitoring.

## Report loss quickly

However you choose to limit theft is a personal decision, but there are some things that should be common among all equipment users. Similar to a jobsite safety plan, you should have a theft prevention policy and security plan that set procedures that limit your exposure to theft.

If a theft does occur, report it immediately and work closely with law enforcement, giving them as much information as possible. The sooner you report the loss, the better the chance of recovery is. ■

Securing equipment when not in use is vital. Avoid leaving a machine unattended on a trailer. Unload it and secure it to the trailer hitch with a cable or chain.






# SOLESBEE'S

EQUIPMENT & ATTACHMENTS LLC.



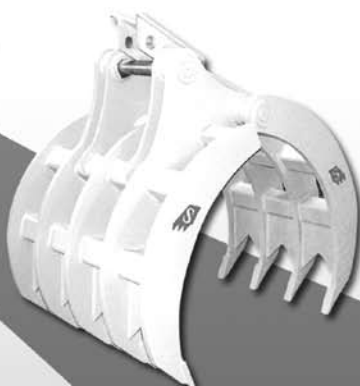
**Versatile Power  
For Any Heavy Duty Job!**




**Excavator  
Thumbs**



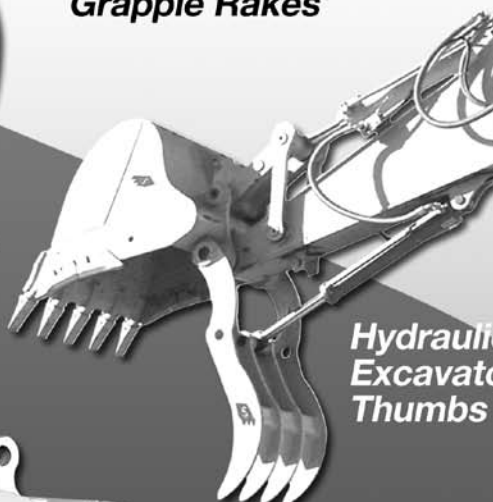
**Skid Steer  
Grapple Rakes**




**Excavator  
Grapples**



**Skid Steer  
Pallet Forks**



**Hydraulic  
Excavator  
Thumbs**



**Dozer  
Rakes**



**Excavator  
Shears**

Proud Member



*All attachments available for on time delivery*

**POWER**  
EQUIPMENT

THE POWER TO  
**PERFORM**

MEMPHIS, TN  
(901) 346-9800

KINGSPORT, TN  
(423) 349-6111

TUPELO, MS  
(662) 869-0283

# ROAD SONGS

## How our transportation system has impacted pop culture

On this 50th anniversary of the U.S. Interstate Highway System, the American Road & Transportation Builders Association (ARTBA) compiled a list of famous road songs and road movies to demonstrate how our city streets, county roads and national highways are more than just a way to get from here to there — that they are actually an important part of our national fabric through pop culture.

Here are a few of the tunes you might want to pop in the CD player the next time you take to the road.

Many popular songs and movies refer to roads and traveling, showing the impact the Interstate system has on our culture.

- “Life is a Highway” by Tom Cochrane
- “On the Road Again” by Willie Nelson
- “Thunder Road” by Bruce Springsteen
- “Take Me Home, Country Roads” by John Denver
- “Ventura Highway” by America
- “Interstate Love Song” by Stone Temple Pilots

If you’re at home and want to watch a road movie, you might want to rent:

- “Easy Rider” with Jack Nicholson,
- “Smokey and the Bandit” with Burt Reynolds,
- “Convoy” with Kris Kristofferson,
- “National Lampoon’s Vacation” with Chevy Chase,
- “Planes, Trains and Automobiles” with Steve Martin,
- “Road Trip” with Tom Green.

“Most of us take this incredible transportation network and our Interstate highways for granted,” says ARTBA Senior Vice President of Communications and Marketing Matt Jeanneret. “But when you take the time to think about it, you realize the enormous impact the Interstate system has — not just on the economy and quality of life — but on our culture as well. Movies and music are a good reflection of that.”

Jeanneret points out that the 46,000 miles of Interstate highways in the U.S. are just a fraction of the total roadways built by the U.S. transportation construction industry over the years. In total, there are 3.9 million miles of roads in the United States. ■







# D155AX-6

# 100%

**performance**  
(using 25% less fuel\*)

# KOMATSU®

Being the best is never good enough. Just as you're always looking for ways to grow your business, Komatsu is constantly working to improve the tools of your trade. We have a long history of innovation across all our lines of heavy equipment and a long list of dedicated customers who count on these innovations as a competitive edge.

- Pushes larger loads
- Reduced operating costs
- Easier serviceability
- Improved operator comfort

Put the best the industry has to offer to work on your next job and discover your competitive edge.

**100% Komatsu.**

**847.437.5800**

**[www.komatsuamerica.com](http://www.komatsuamerica.com)**



## PERFORMANCE NOTES

# “FLAGSHIP” MACHINE

## Komatsu PC300 demonstrates significant performance advantages in size class during recent field tests



Peter Robson,  
Komatsu Excavator  
Product Manager

Spec sheets are very informative and can certainly help guide a contractor who's looking for a new machine. But specs alone don't tell the whole story of how a machine is going to perform in the field. For that, you need field testing, which Komatsu recently conducted for its PC300LC-7 and PC300HD-7 excavators.

At the Komatsu Proving Grounds in Antioch, Ill., the product marketing group and the engineering test group brought in a highly experienced, independent operator to test the PC300s against two leading competitive excavators. The goal was to determine how the machines stacked up against each other.

“With the introduction this year of many new machines with Tier 3-compliant engines, we wanted to see for ourselves where we stood against the competition,” said Komatsu Excavator Product Manager Peter Robson.

The Komatsu PC300HD-7, with its PC300 upper structure on a PC400-size bottom, demonstrated a 20-percent, over-the-side lift advantage over two highly regarded competitive excavators in a recent Komatsu-sponsored test of new Tier 3 machines.



“Specifically, we wanted test results for truck loading, trenching and lifting — and to see how we compared in terms of fuel economy.”

With the results now in, Robson says it's clear that the Komatsu PC300LC-7 and Komatsu PC300HD-7 are “flagship machines” that have significant performance and production advantages over the top competitive brands.

### The results

In the truck-loading productivity test, all the excavators loaded similar amounts of material in the same time frame, but the Komatsu units used 6 percent to 10 percent less fuel to accomplish the task.

“We suspected that our ecot3 engine was very efficient relative to the competition, and the test confirmed it,” reported Robson. “Fuel efficiency is definitely on everybody's mind these days and it was one of our top priorities in developing the new engine. With the high cost of diesel fuel, 6 percent to 10 percent represents a considerable savings throughout the life of the machine.”

In the trenching test, the Komatsu advantage was even clearer, with the PC300 pulling 77 feet in 15 minutes, compared to 65 feet and 62 for the competitive excavators. That's 18 percent more trench than one competitor and 24 percent more trench than the other.

“We attribute our trench-pulling success to two primary factors,” explained Robson. “One is our Power Max function, which provides an 8.5-second power boost. If the operator uses it at the proper time, when he's going in for his first bite of material in the bottom



of the trench, it makes a huge difference in productivity. We strongly recommend that all operators experiment with Power Max to learn firsthand what a difference it makes. The other factor is our Komatsu bucket, which has an excellent trenching profile."

The lift test, conducted with buckets off and using a load cell, showed a distinct advantage for Komatsu's heavy-duty PC300HD-7, which features a PC300 upper structure on a PC400 bottom.

"Nobody else offers that type of combination," Robson pointed out. "It substantially increases stability in any lifting application, especially over the side. Our test showed a 20 percent over-the-side lift advantage with the PC300HD-7. The independent operator who tested the units for us said the two most important things to him when he's out on the job are machine stability and comfort, and he said the PC300HD really delivered on both counts. His quote was, 'I'd sure like to take that machine back to my place of work.'"

## Komatsu harmony

In watching the equipment perform during the tests — and again, these were all highly regarded excavators with very similar specs — Robson said it struck him that the Komatsu advantage could be attributed to the way everything was designed to work together.

"The phrase that kept coming to me as I watched the PC300s perform was 'Komatsu harmony.' We make our own engines, our own pumps, our own hydraulics, everything. Because we control it all, we can design and fit all the components so they work perfectly together to produce optimum results. I'm convinced that the way those quality components integrate to complement one another is the real key to the Komatsu PC300 performance advantage."

## A legendary number

A 300-class machine used to signify 30-metric tons. With operating weights now ranging from about 73,000-pounds up to about 86,000-pounds, it's clear that all manufacturers, Komatsu included, have



In a recent Komatsu-sponsored field test, the Komatsu PC300LC-7 and PC300HD-7 excavators showed significant production and fuel-saving advantages over two top competitive brands in the same size class. The units consumed 6 percent to 10 percent less fuel and were 18 percent to 24 percent more productive in a trenching application.

### Brief specs on PC300LC-7 and PC300HD-7

Model	Horsepower	Operating weight	Bucket capacity
PC300LC-7	246 hp	72,432-77,298 lbs.	.89-2.56 cu. yd.
PC300HD-7	246 hp	82,453-85,868 lbs.	.89-2.56 cu. yd.

pushed the envelope a bit since those days. But while many other manufacturers have changed their model numbering system to reflect the larger size, as well as to help them market it as a larger machine, Komatsu has chosen to stay with the PC300 name and number.

"To us, the PC300 is a legendary number for a legendary machine, and changing it just wouldn't be right," said Robson. "It's like the greatest football players. John Elway is No. 7, Johnny Unitas is No. 19 and Jim Brown is No. 32. They couldn't be anything else. And so it is with the Komatsu PC300. It's an instantly recognizable name that has stood the test of time by continually evolving and setting a new standard every step of the way. We think our customers understand and respect that, and aren't going to be confused just because some other machines in the same class have a larger number." ■

*For more information on how the PC300LC-7 and PC300HD-7 can help you be more productive and more cost-effective, call your sales representative or the sales office at our nearest branch location.*





# HD605-7 & WA600-6

# 100% loaded

(with features that deliver results)

## KOMATSU®

When it comes to loading and hauling large amounts of material, speed and capacity mean productivity. But to turn that productivity into profitability, you have to consider maintenance, fuel efficiency and reliability. The Komatsu WA600-6 and HD605-7 fit this equation perfectly.

- Fuel-efficient, Tier-3 engines and optimized hydraulics deliver maximum work per gallon.
- Precise, responsive controls allow for faster cycle times.
- Advanced diagnostic technology simplifies maintenance and service.

When every minute—and every dollar—count toward your bottom line, rely on the rugged dependability of precision-engineered machines that are...

100% Komatsu.

847.437.5800 [www.komatsuamerica.com](http://www.komatsuamerica.com)



## NEW PRODUCTS

# NEW MID-SIZE WHEEL LOADERS

## Improved fuel efficiency is a key to Komatsu's new Dash-6 models

Fueling your equipment — or more precisely, paying for the fuel that goes into your equipment — is a little painful these days. With the price of fuel at or near a record high, equipment owners are looking for ways to maintain or increase production while limiting their fuel usage.

Komatsu's new Dash-6 series of mid-size wheel loaders (WA380-6, WA430-6, WA450-6 and WA480-6) fits the bill on both counts.

"Each of these new units has more horsepower and can do more work than its predecessor," said Komatsu Wheel Loader Product Manager Rob Warden. "But equally significant, if not more so, is the fact that they are more fuel-efficient."

Warden attributes the fuel savings primarily to Komatsu's new Tier 3-compliant, high-torque, ecot3 engine and variable displacement piston pump hydraulic system with CLSS (Closed-center Load Sensing System). "With our new engine and newly designed variable displacement piston pump hydraulic system that prevents wasted hydraulic flow, fuel efficiency is about 10 percent better than our Dash-5 models. We're confident that they compare favorably to competitive wheel loaders as well."

Helping to further improve fuel-efficient operation is an "E" (economy) operating mode for general loading; an automatic transmission with an "Auto Low" mode for low engine-speed operations; and an "Eco" indicator, which informs the operator when the machine is maximizing fuel efficiency.

"Fuel efficiency has always been important to equipment users, but now, with the price of fuel so high, it can actually be the difference between making money and losing money on a job," Warden pointed out. "At Komatsu, we

understand that and it's why we're producing machines that emphasize fuel savings."

### Production advantages

Of course, saving on fuel is only half of the equation — the other half is productivity. The new mid-size Komatsu Dash-6 models have horsepower that is at or near the top of each size class (the units range from 191 horsepower up to 299 horsepower). Dumping clearances, reach and bucket capacity are also among the best the industry has to offer.



Rob Warden,  
Product Manager

*Continued . . .*

### Brief Specs on Komatsu Dash-6 Wheel Loaders

Model	Net hp	Operating weight	Bucket capacity	Breakout force
WA380-6	191 hp	38,760-39,260 lbs.	3.8-5.2 cu. yd.	39,860 lbs.
WA430-6	231 hp	40,840 lbs.	4.6 cu. yd.	40,333 lbs.
WA450-6	261 hp	49,090-49,390 lbs.	4.7-6.8 cu. yd.	43,160 lbs.
WA480-6	299 hp	54,500-54,830 lbs.	5.0-8.0 cu. yd.	47,660-55,930 lbs.

Komatsu's new Dash-6 series of mid-size wheel loaders, including the WA380-6 shown here, are about 10 percent more fuel efficient than the previous models, thanks largely to a new Tier 3 engine and torque converter.





# New wheel loaders boost efficiency, productivity

... continued

In addition, the units feature excellent hydraulic cycle times (for example, 5.9 seconds to raise and 1.8 seconds to dump the rated bucket load for the WA380-6); a “P” (power) operating mode for maximum digging performance or hill climbing; and a kick-down switch, which when activated by the operator, automatically downshifts at the beginning of a digging cycle and upshifts when the machine is placed in reverse. The result is increased rim pull for better bucket penetration and reduced cycle times.

“When you put it all together — fuel efficiency, power and performance features — we believe these new mid-size Komatsu wheel loaders are true industry leaders that will improve a contractor’s performance in a wide range of tasks at almost any construction or quarry site,” said Warden.

## Largest cab in class

All those production/performance capabilities aren’t going to do much for you if your operator doesn’t like to be in the machine. Nothing improves productivity like a comfortable operator, and Komatsu’s Dash-6 wheel loaders are loaded with features designed to make an operator more comfortable and productive. It starts with the cab itself, which is the largest in its class, providing ample space for an operator of almost any size.

The cab is also extraordinarily quiet and provides great visibility, thanks to a wide, pillarless, flat-glass front window. Large cab

doors are rear-hinged to open fully, offering easy entry/exit, and will not hamper visibility when operating the machine with the doors open.

Operation itself is a snap with PPC (proportional pressure control) levers that are on a column that can be slid forward or backward for optimum comfort, and a steering wheel that tilts and telescopes so it’s always the perfect distance from the operator. The automatic shift in ranges two through four keeps production high and reduces the amount of manual shifting, thereby helping keep operators fresh throughout a long shift.

## Maintenance made easy

Komatsu also took care to make the mid-size Dash-6 wheel loaders as easy as possible to maintain and service. One of the major advancements in this regard is a new main monitor that informs the operator of all machine functions and alerts him if an abnormality occurs. The monitor also stores information on any abnormalities to help technicians troubleshoot the machine for repair. In addition, the monitor informs the operator when it’s time to replace oil and filters.

Other maintenance features include full, side-opening, gull-wing engine doors for ground-level engine service and daily checks; wet, multidisc service and parking brakes that are fully sealed to reduce contamination, wear and maintenance; and a reversible hydraulic cooling fan that helps keep the radiator clean when operating in adverse conditions.

The Komtrax wireless equipment monitoring system is standard equipment on all Dash-6 wheel loaders.

## Komatsu-integrated design

Unlike some manufacturers, Komatsu designs, engineers and manufactures its products, including the new Dash-6 wheel loaders.

“From the engine to the hydraulics to the power train to the frame, our machines are all Komatsu,” confirmed Warden. “We think that’s significant because it allows all major components to work together optimally for maximum reliability and productivity. We believe the result is machines that are the best value on the market.” ■

The new mid-size Komatsu Dash-6 wheel loaders feature outstanding horsepower and dumping clearance, as well as the largest cab in their respective classes.







Komatsu's broad line of mining shovels rise above the competition. These diamonds in the rough offer larger buckets. More powerful digging forces. Faster cycle times. Simplified maintenance. Advanced technology that, combined with Komatsu's years of mining experience, helps you reduce downtime, increase productivity and set your own standard.

For details, contact your local Komatsu distributor. Call 1-800-Komatsu. Or visit [KomatsuAmerica.com](http://KomatsuAmerica.com)

**KOMATSU**®





# COMPACT TRACK LOADERS

# 100%

anywhere – anytime

# KOMATSU®

Komatsu compact track loaders are light on their feet so they can perform more jobs, more of the time. Their low-ground-pressure, wide rubber tracks provide smooth and stable operation. Standard joystick controls, ease of service, durability, reliability and quality make Komatsu compact track loaders the ultimate comfort and productivity package.

- Low-effort Proportional Pressure Control (PPC) loader joysticks have optional SAE/ISO pattern changer.
- Spacious and ergonomically designed operator platform provides exceptional visibility.
- Low-ground-pressure rubber track system provides outstanding stability and mobility.
- Wide-opening rear door and tilt-up engine cover make access to service check and fill points a snap.
- Radial lift and vertical lift loader models make it easy to choose the right machine for your business.

When you want a machine that can work all day, every day, the choice is 100% clear. Put a Komatsu compact track loader to work today and enjoy the confidence that comes from machines that are...

100% Komatsu.

847.437.5800

[www.komatsuamerica.com](http://www.komatsuamerica.com)



## MORE NEW PRODUCTS

# NEW COMPACT TRACK LOADERS

## High performance, high flotation, high value set these units apart from the competition

Komatsu recently introduced two new, compact, rubber-track loader models. The model CK30, with 2,485 pounds operating capacity, and CK35, with 2,755 pounds operating capacity, are Komatsu's first entries into the fast-growing compact track-loader market segment.

"Contractors are flocking to compact track loaders because they work in conditions where wheel-type skid steer loaders struggle," said Skid Steer Loader Product Manager Bob Beesley. "The low ground pressure (four to five psi) makes them ideal for any job, but especially in soft conditions or where minimum soil compaction is desired. That describes the lion's share of skid steer loader applications."

According to Beesley, Komatsu offers the best of both worlds in loader design too. The CK30 loader uses radial-lift-path technology, while the larger CK35 is a vertical-lift-path loader. The radial lift path is ideally suited to ground-engaging applications, while the vertical lift path, with its 129-inch hinge-pin height (eight inches more than the CK30), is more suited to material-handling and truck-loading operations. A Komatsu 84-horsepower, high-torque, turbocharged diesel engine powers both units.

Like all Komatsu machines, the new CK30 and CK35 compact track loaders are equipped for maximum comfort and productivity with PPC (pilot proportional control) joystick controls, which are easy for any operator to use. A two-speed transmission provides faster ground speed and loading cycles compared to machines with a typical single-speed transmission. Other comfort features include a flat floor, foot throttle and an optional enclosed cab with heater or heater and air conditioner.

Beesley also says Komatsu further separates itself from competitors when it comes to the undercarriage. Before adopting the final design, Komatsu engineers studied existing undercarriage and track systems and identified both strengths and weaknesses. "The result is a system that maximizes the life of the rubber track and provides an offset track-pad pattern for a smoother ride," said Beesley.

Finally, and maybe most important, is Komatsu's attention to service and maintenance. While most competitors' machines require daily greasing, these Komatsu units require lubrication at 250-hour intervals. A tilt-forward cab and engine cover provide access to all engine, driveline and hydraulic components and users can perform the everyday machine checks by simply raising the lockable engine cover.

"Komatsu compact track loaders are light on their feet. They're comfortable, productive, value-packed, service-friendly and offer state-of-the-art safety features," summarized Beesley. ■

**Brief specs on the CK30 and CK35**

Model	Operating Capacity	Weight
CK30	2,485 lbs.	9,546 lbs.
CK35	2,755 lbs.	10,053 lbs.

Komatsu's new CK30 and CK35 compact, rubber-track loaders offer versatility and productivity on the jobsite.





# Your Attachment Connection

## We'll get you connected.

With decades of innovation, leadership, and experience, Ingersoll Rand is committed to providing a complete attachment product offering for any size and make of carrier. We have the know-how and accessories to interface with your attachment and carrier, as well as all the parts and tools it takes to keep you running. Our global reach ensures that we bring the best products and support wherever the job takes you.



**POWER**  
EQUIPMENT

THE POWER TO  
PERFORM

MEMPHIS, TN  
(901) 346-9800

KINGSPORT, TN  
(423) 349-6111

TUPELO, MS  
(662) 869-0283

KNOXVILLE, TN  
(865) 577-5563

CHATTANOOGA, TN  
(423) 894-1870

NASHVILLE, TN  
(615) 213-0900



[attachments.ingersollrand.com](http://attachments.ingersollrand.com)

## EQUIPMENT INNOVATION

# "SOLD" ON KOMTRAX

## Contractor unexpectedly discovers benefits of Komatsu's equipment monitoring system

When Ralph Camputaro & Son Excavating of North Branford, Conn., bought a Komatsu PC400LC-7 earlier this year, it did so because it wanted the additional size and power the machine would deliver compared to the company's three PC300s. The fact that the PC400 was equipped with the KOMTRAX equipment monitoring system meant little to the company at the time.

"I knew what KOMTRAX was, but we didn't have it on any of our existing machines — and I can't say I was necessarily looking for a unit that had the KOMTRAX system in it," said Vice President Dennis Camputaro. "However, now that we've been exposed to it, KOMTRAX will absolutely be something I want on machines we buy in the future."

With KOMTRAX, Camputaro says he knows where his PC400 is at all times; he knows what it's doing; and he knows the service meter readings.

"I'm completely sold on the benefits of the KOMTRAX system," asserted Camputaro. "The major advantage is that it allows us to preplan our service and maintenance intervals, which makes us more efficient. By knowing in advance when we're going to have the machine down for service, scheduling is much easier and the whole rhythm of our operation runs much more smoothly."

### Monitor productivity

Camputaro says the other thing he really likes about KOMTRAX is that it lets him monitor the productivity of individual operators.

"It helps me see which operators are more productive in different applications. Knowing

that, I'm better able to match the right operator with the right machine to the right job. Basically, I like everything about KOMTRAX and believe it's definitely an advancement that will help us be successful as we move forward."

KOMTRAX is standard equipment on almost all new Tier 3-compliant Komatsu machines and is available as a retrofit for older machines or non-Komatsu equipment. ■

*For more information on KOMTRAX and how it can benefit your operation, contact your sales representative or our service department.*

Like all Tier 3-compliant Komatsu excavators, this PC400LC-7 is equipped with the KOMTRAX equipment monitoring system. Although Dennis Camputaro says he wasn't particularly interested in KOMTRAX when he bought the machine, he now says, "KOMTRAX will absolutely be something I want on machines we buy in the future." He says he especially likes the ease of service scheduling and the production information he receives from the system.



Dennis Camputaro,  
Vice President





## KOMATSU & YOU

# PRODUCT IMPROVEMENT

## Komatsu Executive Vice President says innovation requires a commitment to R&D



**Kazuhiko Iwata, Executive Vice President,  
North American R&D Division**

*This is one of a series of articles based on interviews with key people at Komatsu discussing the company's commitment to its customers in the construction and mining industries — and their visions for the future.*

Kazuhiko Iwata has always been fascinated with large equipment. After graduating from the prestigious University of Tokyo in 1975 with a degree in Mechanical Engineering, he joined Komatsu because, in his words, "That's where the large equipment was."

Iwata's first assignment with Komatsu was with the Research and Development (R&D) division's design engineering team, where he was put on a project to help develop the company's first 100-ton dump truck. In the late 1970s, he accompanied the prototype 100-ton truck to Spain for two years of mine site testing. After testing, the HD1200M was released to the market and has been a very successful product for Komatsu.

Since then, Iwata has served as design manager for articulated dump trucks, including a three-year posting in Norway — and as General Manager of Komatsu's Construction Equipment Technical Center #2 in Japan, where he oversaw the design of rubber-tire machines.

In August 2004, he was appointed Executive Vice President, North American R&D Division. In the position, he oversees the activities of Research and Development personnel in both Peoria, Ill., and Chattanooga, Tenn. "I still love big equipment, so for me, the position I have here in America is great because I get to work on mining trucks again — and equipment doesn't get much bigger than that," said Iwata.

When he's not on the job, Iwata enjoys playing golf. "I'm not that good, but it's fun for me. And like all golfers, I hope to get better."

### **QUESTION: How important is Research & Development (R&D) to Komatsu?**

**ANSWER:** It's vitally important. That's why Komatsu spends more than three percent of total sales on R&D. That's a significant commitment year-in and year-out, but necessary for us to remain a leader in the equipment industry.

Globally, we are the No. 2 manufacturer of heavy equipment. For us to close the gap on No. 1, we must be innovative and we must develop new and better equipment before they do. At Komatsu, we don't believe in copying what somebody else has done. We consider ourselves a pace-setting company and R&D is a crucial aspect of that.

### **QUESTION: Give us some examples of recent Komatsu R&D successes.**

**ANSWER:** Much of our emphasis in recent years has been on engine development to meet emissions regulations. Our Tier 3-compliant ecot3 engine is a good example of R&D success. It's in our newest machines and is working very well, delivering both better fuel economy and higher horsepower. We're very pleased with the way it's performing.

R&D is also a crucial part of Komatsu's "Unique and Unrivaled" products strategy, whereby we are producing specific machines that are clearly and demonstrably superior to any competitive products. Recent examples of those would be the WA600-6 wheel loader and D155AX-6 (Sigma) dozer, both of which are significantly more productive and efficient than anything else in their class.

### **QUESTION: In North America, what is Komatsu's R&D emphasis?**

**ANSWER:** Komatsu operates under the concept of "Mother" Technical Centers. For most

products, the Mother Tech Center is in Japan, but our Peoria plant is Komatsu's Mother Center for mining trucks and Chattanooga is the Mother Center for small dozers, so those are areas of emphasis for us. Komatsu engineers are also involved at each North American manufacturing plant to customize and modify machines for this market.

**QUESTION: What kind of things are you working on right now?**

**ANSWER:** (Laughs) We don't want to give away secrets so we can't reveal everything. Also, it's called research for a reason. Sometimes the research tells us that certain plans will not work, so we don't like to talk a lot about what we're working on because it may not pan out. Generally speaking however, we're working hard right now on making our equipment more cost effective.

**QUESTION: I would assume improving fuel efficiency is one thing you're working on to try to improve cost effectiveness.**

**ANSWER:** Certainly. Fortunately, our fuel efficiency is very good relative to the competition, so it's not like we have to play catch-up — but yes, we are working to make our equipment even more fuel efficient.

It's important to note, however, that fuel efficiency is only one part of cost effectiveness as it relates to construction and mining equipment. Our real effort is to help customers lower their overall owning and operating costs relative to production. In other words, help mining customers reduce their cost per ton and construction customers lower their cost per yard. The high cost of fuel is a very important part of that equation, but it's still only a part. There are many other factors such as acquisition cost, repair and maintenance costs, capacity, cycle times and availability that also impact equipment cost effectiveness.

**QUESTION: If you look into your crystal ball, what do you see happening in the construction equipment industry over the next decade or so?**

**ANSWER:** I'm not sure there will be any revolutionary changes, but certainly there will be evolutionary improvements to equipment.



Komatsu's strong commitment to research and development (R&D) is evident at its factories, such as the Chattanooga Manufacturing Operation, and in "Unique and Unrivaled" products like the WA600-6 wheel loader.



Komatsu's Peoria, Ill., plant heads up the manufacturer's worldwide R&D efforts for large mining trucks like the 330-ton 930E.

For instance, I think there will be significant powertrain management advances such as hybrid or electric drive. The automobile industry will probably give us a good indication of where we might be going, especially for trucks.

**QUESTION: When a contractor or mining customer hears the name Komatsu, what do you want to be the first word that pops into his head?**

**ANSWER:** Reliability. A machine needs to work every day in order to deliver the best return to the customer, so when a customer says his Komatsu units are his most reliable machines — that makes me happier than anything else. ■



## INDUSTRY NEWS

# Upcoming shows slated for asphalt paving industry

Asphalt paving professionals have a couple of industry-related educational opportunities available to them early in 2007.


The National Asphalt Pavement Association (NAPA) will hold its 52nd annual meeting February 18-21 at the San Francisco Marriott. Educational sessions scheduled include one entitled "Managing in an Environment of Material Shortages and Energy Price Volatility," while another will focus on "How to Attract, Retain and Motivate a Quality Workforce."

Other topics to be covered include sessions on management and leadership, funding issues at the federal level, the latest information on asphalt technology, and a variety of environmental and engineering

topics. You can register online at the NAPA Web site [www.hotmix.org](http://www.hotmix.org).

One month later, World of Asphalt 2007 will be held March 19-22 at the Georgia International Convention Center in Atlanta. According to organizers, the event will feature exhibits of the latest technologies and products from leading manufacturers and industry service providers, plus extensive industry-focused educational sessions. New for the 2007 show are operator certification programs and a tour of the National Center for Asphalt Technology, located at Auburn University in Alabama.

For more information or to register online, go to [www.worldofasphalt.com](http://www.worldofasphalt.com) or call (800) 867-6060. ■



Quick  
Couplers +  
Durable  
Attachments =

Increased  
Jobsite  
Productivity

Paladin Heavy Construction manufactures a full line of couplers, buckets, forks and specialty attachments for wheel loaders, wheel loader backhoes and excavators – precisely the equipment you need for versatility and greater productivity. Because we offer brand names you know and trust – like JRB, C&P and Badger – we're sure to carry the right attachments you need to achieve highest productivity at the lowest cost.

**Contact us today at 1-800-4-BUCKET. We have the attachments and couplers you need in stock and ready to go.**

We invite you to learn more about our product offerings at  
[www.paladinbrands.com](http://www.paladinbrands.com).

**Available through Power Equipment Company**




PALADIN HEAVY CONSTRUCTION

# ON THE LIGHT SIDE



"Did you bronze your hard hat for your retirement trophy because it reminds you of all the jobs you did — or because it helped you make it to retirement?"

"Tell me if I'm going to have any problem with the IRS if I deduct you as a business expense."





"We're the low bidder... and I can't find a single mistake in our figures!"



"We're trying to develop a truly valuable GPS system for this model. It will not only know where it is, but it will know where all the potential jobs are."



"He's a good fit for our operation. He's our youngest mechanic... but he likes the old machines."



"Yaaawn!... Guess it's time to hit the bedrock."



## PARTS POINTERS

# KOMATSU KMAX TOOTH SYSTEM

## Cost and time savings are major benefits of patented, reusable locking design



John Hicks,  
Delrick Corporation,  
Inc.

As a Purchasing Agent/Warehouse Manager for Delrick Corporation, Inc. of Tazewell, Va., John Hicks's job is to make sure parts are always available for a good-size fleet of equipment. So he's always willing to try a product that may lighten his work load.

"It's not easy keeping up with the needs of our machinery, but it has to be done," said Hicks. "So when our sales representative offered me the chance to try out Komatsu's KMAX tooth system, I was open-minded. I'm glad I was because it's one of the best decisions I've ever made. By far, it's the best tooth system that anyone has ever come up with."

Developed by Hensley, the KMAX tooth system is revolutionary in design, and features a reusable locking mechanism that makes installation and removal fast and safe. Once

a tooth is put on the bucket shank, it's locked in place with a 90-degree turn of a socket, eliminating the old and sometimes dangerous method of hammering pins out.

"We've already seen a cost savings," said Hicks. "We've used the KMAX teeth for almost two years without replacing any. They stay in place until you want them off, and you don't have to replace pins. When we changed a tooth before, we had to drive the old pin out, and then it wasn't usable again. At \$12 to \$13 per pin and about 50 pins a month, that adds up quickly."

### Designed for long life

KMAX teeth have been tested and proven in the field under the most demanding and punishing conditions. Made of the highest-quality cast alloys, each tooth is heat-treated to the core for hardness and durability to maximize wear life and sharpness.

State-of-the-art, 3-D-modeling software was used to optimize the tooth and adapter shapes (five shapes are available) to fit a variety of machines and applications. All teeth have a similar elliptical shape that minimizes stress and maximizes material flow. The ease of installation and removal allows users to easily flip teeth in cases where working methods and conditions cause unbalanced wear.

Hicks has kept the trial set of teeth and ordered a second set. Soon he plans to have all his machinery converted to the KMAX system. "We know it works," he said. "The cost savings have been fantastic. The mechanics and operators love it because they're not risking injury by pounding pins. It's incredible." ■


The KMAX tooth system features a reusable locking mechanism that makes installation fast and safe. "They stay in place until you want them off, and you don't have to replace pins," said John Hicks of Delrick Corporation, Inc.





# KOMATSU DISTRIBUTOR CERTIFIED USED EQUIPMENT

The next best thing to new.



*If it can be measured,  
We measure it!*

Whether you're looking for a high-quality machine that will become part of your fleet, or for a machine that will get you through the busy season, Komatsu Distributor Certified Used Equipment is your best alternative to buying new.

If it can be measured, we measure it! Specially trained Komatsu Distributor Certified evaluators check, measure and diagnose virtually every aspect of the machine. Once the machine meets Komatsu's high performance standards, your local distributor can tailor the machine for your site-specific needs. And to add to your peace of mind, most Komatsu Distributor Certified Used Equipment is eligible for special financing and warranty.

Purchasing Komatsu Distributor Certified Used Equipment makes sound business sense. You'll receive good value for your money and a reliable and productive machine that will get the job done for years to come — we guarantee it!

**To learn more about Komatsu ReMarketing's Distributor Certified Used Equipment, contact your local Komatsu Distributor or go to our Web site at [www.equipmentcentral.com](http://www.equipmentcentral.com) and click on "used equipment."**



**POWER**  
EQUIPMENT COMPANY





## DISTRIBUTOR CERTIFIED

# RELIABLE USED EQUIPMENT

## Komatsu "Distributor Certified Used" excavator provides value for site-prep, highway contractor

Randy Mikkelsen owns and operates Mikkelsen Bros., an excavation company in Langdon, N.D. With a work force of about 20, the company specializes in site preparation and state highway work.



With a fairly large work load, Mikkelsen needs productive equipment that he can rely on to keep moving dirt. When he needed an excavator recently, Mikkelsen turned to his local Komatsu distributor for a Distributor Certified Used machine.

"I asked my distributor to find me a PC120 because that size fits our needs particularly well," said Mikkelsen, who purchased a

PC120-6 with 1,200 hours. "They offered this one or a new one that could be delivered in five or six weeks. I compared the prices and the number of hours and felt the used machine was the best value for us at the time."

He also felt comfortable knowing specially trained technicians had gone over the machine with a fine-tooth comb to make sure it was in top working condition. Komatsu Distributor Certified Used machines are thoroughly inspected and rated based on specific criteria including age, hours, component wear and appearance. Special finance rates and extended warranties are also available on many Distributor Certified machines.

"We don't generally buy used equipment," Mikkelsen noted. "The last few excavators we've bought have been new, but I had no problem purchasing this machine. I've run Komatsu excavators for a long time, so I was confident in the product. Plus, as a Komatsu Distributor Certified machine, I knew my distributor would stand behind it if there were any issues."

### The right fit

Mikkelsen also noted that the size of the 27,000-pound-plus PC120-6 often allows it to be moved without load restrictions. The company uses it for a variety of applications such as digging footings and utility trenches and loading trucks.

"It's worked very well, but then we expected that based on our past experience with Komatsu equipment," said Mikkelsen. "Our last PC120 had about 12,000 hours on it and was still running well when we traded it in. I expect we'll get the same kind of production out of this used machine." ■

Randy Mikkelsen, Owner of Mikkelsen Bros., uses his Komatsu Distributor Certified Used PC120-6 excavator for a variety of tasks in his site-preparation business. "The last few excavators we've bought have been new, but I had no problem purchasing this machine," he said. "I've run Komatsu excavators for a long time, so I was confident in the product. Plus, as a Distributor Certified machine, I knew my distributor would stand behind it if there were any issues."





MAKE	MODEL	DESCRIPTION	S/N	LOCATION
<b>DOZERS</b>				
KOMATSU	D32P-1	CRAWLER DOZER W/ROPS CANOPY	76024	MEMPHIS
KOMATSU	D32E-1	CRAWLER DOZER W/ROPS	76098	CHATTANOOGA
KOMATSU	D32E-1	CRAWLER DOZER W/ROPS	75818	CHATTANOOGA
KOMATSU	D38P-1	CRAWLER DOZER W/CAB, AIR COND	86182	TUPELO
KOMATSU	D38E-1	CRAWLER DOZER W/ROPS CANOPY	85941	CHATTANOOGA
KOMATSU	D38P-1	CRAWLER DOZER W/ROPS CANOPY	86210	MEMPHIS
KOMATSU	D38E-1	CRAWLER DOZER	86195	MEMPHIS
KOMATSU	D38E-1	CRAWLER DOZER W/ROPS CANOPY	85617	MEMPHIS
KOMATSU	D41E-6	CRAWLER DOZER W/ROPS	B21400	KINGSPORT
KOMATSU	D61EX-12	CRAWLER DOZER W/CAB, AIR COND	B1801	CHATTANOOGA
KOMATSU	D61PX-12	CRAWLER DOZER W/ROPS CANOPY	1107	TUPELO
KOMATSU	D65EX-15	CRAWLER DOZER	67540	MEMPHIS
KOMATSU	D65PX-15	CRAWLER DOZER W/CAB, AIR COND	67244	KINGSPORT
KOMATSU	D65PX-15	CRAWLER DOZER W/CAB, AIR COND	67245	KINGSPORT
KOMATSU	D65PX-12	CRAWLER DOZER W/ROPS CANOPY	63279	MEMPHIS
KOMATSU	D155AX-5	CRAWLER DOZER W/CAB, AIR COND	75147	MEMPHIS
CATERPILLAR	D3C	CRAWLER DOZER	6SL 02572	NASHVILLE
<b>EXCAVATORS</b>				
KOMATSU	PC40MR-1	COMPACT HYDRAULIC EXCAVATOR	5940	KINGSPORT
CATERPILLAR	304	COMPACT EXCAVATOR	HNAD 01904	TUPELO
KOMATSU	PC200LC-6E	HYDRAULIC EXCAVATOR W/AIR COND	A85559	TUPELO
KOMATSU	PC200LC-6E	HYDRAULIC EXCAVATOR	A85532	MEMPHIS
KOMATSU	PC200LC-6L	HYDRAULIC EXCAVATOR	A83273	TUPELO
KOMATSU	PC220LC-6E	HYDRAULIC EXCAVATOR W/AIR COND	A85125	NASHVILLE
KOMATSU	PC220LC-6E	HYDRAULIC EXCAVATOR W/AIR COND	A85345	CHATTANOOGA
KOMATSU	PC270LC-6L	HYDRAULIC EXCAVATOR W/AIR COND	A83095	MEMPHIS
KOMATSU	PC300LC-7	HYDRAULIC EXCAVATOR W/AIR COND	40151	CHATTANOOGA
KOMATSU	PC300LC-7L	HYDRAULIC EXCAVATOR	A85247	MEMPHIS
KOMATSU	PC300LC-6E	HYDRAULIC EXCAVATOR W/AIR COND	A84648	MEMPHIS
KOMATSU	PC300LC-7	HYDRAULIC EXCAVATOR W/AIR COND	40152	TUPELO
KOMATSU	PC400LC-6M	HYDRAULIC EXCAVATOR W/AIR COND	A85260	TUPELO
HITACHI	EX330LC-5	HYDRAULIC EXCAVATOR	1H1P022526	KINGSPORT
<b>WHEEL LOADER</b>				
KOMATSU	WA180-1	WHEEL LOADER	A76431	TUPELO
<b>TRUCKS</b>				
KOMATSU	HM400-1	ARTICULATED DUMP TRUCK	1141	MEMPHIS
CATERPILLAR	D30C	RIGID TRUCK	77ZC00245	MEMPHIS
<b>SKID STEERS</b>				
KOMATSU	SK815-5	SKID STEER	F00068	TUPELO
KOMATSU	SK1020-5N	SKID STEER	A70234	NASHVILLE
BOBCAT	753	SKID STEER AND DOZER BLADE	515836311	MEMPHIS
<b>BACKHOES</b>				
FORD	555D	BACKHOE LOADER	BA29789	MEMPHIS
NEW HOLLAND	555E	BACKHOE LOADER	31010316	NASHVILLE
<b>OTHER MACHINES</b>				
KOMATSU FOREST	445C	FELLER BUNCHER	FT4C-1361	MEMPHIS
KOMATSU FOREST	425EXL	FELLER BUNCHER	ATC-2093	TUPELO
TIGER CAT	630	GRAPPLE SKIDDER	6300236	MEMPHIS
BLOUNT, INC.	410D	KNUCKLEBOOM LOADER	P23981	TUPELO
BLOUNT, INC.	410EX	KNUCKLEBOOM LOADER	P57364	MEMPHIS
BLOUNT, INC.	210E	PRENTICE LOG LOADER	P53842	MEMPHIS
BLOUNT, INC.	490	GRAPPLE SKIDDER	5046	CHATTANOOGA
BARKO	885	FELLER BUNCHER	22143	TUPELO
KOMATSU FOREST	425B	FORESTRY	AT4C-040696	MEMPHIS
CATERPILLAR	525	SKIDDER	00571	MEMPHIS
BLOUNT, INC.	310E	PRENTICE LOG LOADER	A208023	MEMPHIS
JOHN DEERE	210C	JOHN DEERE 210C	734949	CHATTANOOGA
BLOUNT, INC.	410E	LOG LOADER	P54490	CHATTANOOGA
VERMEER	1230	BC 1230	W1001533	MEMPHIS
TRAMAC	V32	HYDRAULIC HAMMER	160612	CHATTANOOGA
TRAMAC	V1600	HYDRAULIC HAMMER	156988	MEMPHIS
CASE	W110	ROLLER	1167679	MEMPHIS
CATERPILLAR	CB514	COMPACTOR	6YD 00121	NASHVILLE
INGERSOLL RAND	SD110D	PRO-PAC VIB SOIL COMPACTOR	168505	CHATTANOOGA
S&M	TRAILER	TRAILER	239369	MEMPHIS
ROSCO	CHAL2	BROOM	36925	MEMPHIS



C.P.I.  
P.O. Box 1689  
C.R., IA 52406-1689

Presorted  
Standard  
US Postage Paid  
C.P.I.

Change Service Requested

# The Products. The People. The Service.



## The Power To Perform.

**POWER**  
EQUIPMENT

**KOMATSU®**

**Knoxville**  
3300 Alcoa Highway  
Knoxville, TN 37920  
(865) 577-5563  
(800) 873-0961

**Chattanooga**  
Highway 58 at 153  
Chattanooga, TN 37406  
(423) 894-1870  
(800) 873-0963

**Nashville**  
1290 Bridgestone Parkway  
LaVergne, TN 37086  
(615) 213-0900  
(800) 873-0962

**Memphis**  
3050 Ferrell Park Cove  
Memphis, TN 38116  
(901) 346-9800  
(800) 873-0965

**Kingsport**  
1487 Rock Springs Road  
Kingsport, TN 37664  
(423) 349-6111  
(800) 873-0964

**Tupelo**  
1545 Highway 45  
Saville, MS 38866  
(662) 869-0283  
(800) 873-0967